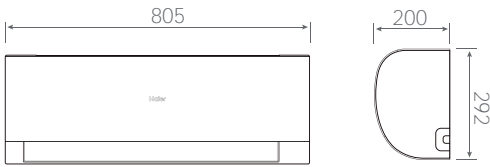




AS25 - AS35



AS50

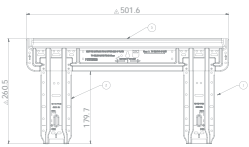


AS71

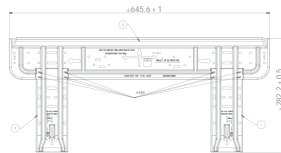


MOUNTING DIMENSIONS

AS25 - AS35



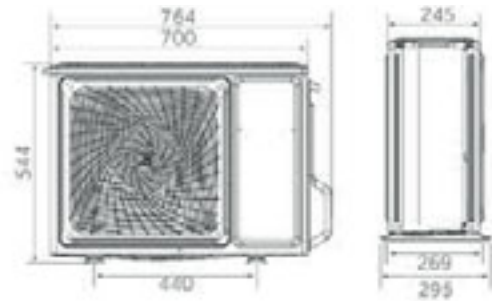
AS50




AS71



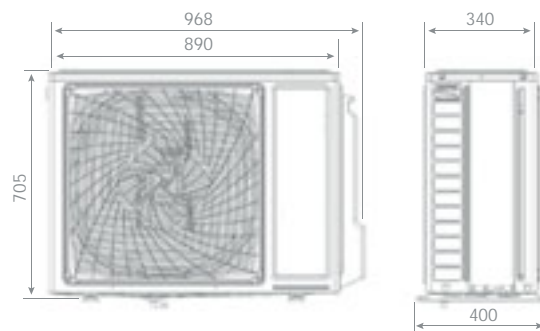
1U25 - 1U35



1U50



1U71



2,5 kW - 3,5 kW

5,0 kW

7,1 kW

PEARL PREMIUM^{NEW}

Haier

MONOSPLIT



A+++ / A++

2,5 kW

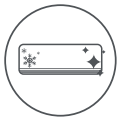
3,5 kW

5,0 kW

7,1 kW



Standard YR-HE2



Self Clean



56°C Steri-Clean



UVC Pro



Integrated Wi-Fi Control



Easy Installation



3-Level-Eco



Wi-Fi Easy Pair



I Feel

New features vs PEARL

- Increased energy efficiency to A+++
- Upgraded remote controller to HE2
- I Feel functionality for added comfort
- Wi-Fi quick pair
- 3-Level Eco
- UVC PRO



INDOOR UNIT	Model		AS25PBPHRA-PRE	AS35PBPHRA-PRE	AS50DPHRA-PRE	AS71PEPHRA-PRE
OUTDOOR UNIT	Model		1U25YEPFRA-PRE	1U35MEPFRA-PRE	1U50KEPFRA-PRE	1U71WEPFRA-PRE
Performance data						
Output power - COOLING	nom (min-max)	kW	2,7 (0,8-3,6)	3,6 (0,8-4,0)	5,3 (2,0-6,3)	7,1 (2,1-8,0)
Output power - HEATING	nom (min-max)	kW	3,1 (0,8-4,3)	3,9(0,8-4,5)	5,8 (1,35-6,8)	7,4 (1,5-8,5)
Absorbed power - COOLING	nom (min-max)	kW	0,711 (0,4-1,06)	1,11 (0,4-1,31)	1,51 (0,21-2,2)	1,97 (0,32-2,9)
Absorbed power - HEATING	nom (min-max)	kW	0,835 (0,4-1,39)	1,051 (0,4-1,53)	1,45 (0,5-2,7)	1,95 (0,6-3,2)
Energy class	EER	W/W	3,8	3,23	3,50	3,60
	COP	W/W	3,71	3,71	4,00	3,80
COOLING Pdesign	35 °C	kW	2,7	3,3	5,30	7,10
HEATING Pdesign	(-10 °C)	kW	2,4	2,8	4,60	5,10
Energy class	SEER		8,5 (A+++)	8,5 (A+++)	8,5 (A+++)	8,5 (A+++)
	SCOP		4,6 (A+++)	4,6 (A++)	4,6 (A++)	4,6 (A++)
Annual Energy Consumption - COOLING		kWh/a	111	136	218	292
Annual Energy Consumption - HEATING		kWh/a	730	852	1400	1704
Indoor Unit						
Power supply		Ph/V/Hz	1/220-240/50	1/220-240/50	1/220-240/50	1/220-240/50
Treated air volume	H	m3/h	550	640	830	910
Dehumidification		L/h	1,2	1,4	2,3	3,0
High sound power - COOLING		dB	56	60	60	65
High sound power - HEATING		dB	56	60	60	65
Sound pressure - COOLING		dB(A)	37/32/28/18	38/33/29/18	44/40/36/31	48/42/35/27
Sound pressure - HEATING		dB(A)	37/32/28/18	38/33/29/18	44/40/36/31	48/42/35/27
Net dimensions	WxDxH	mm	805x200x292	805x200x292	975x220x318	1105x240x335
Packaging dimensions	WxDxH	mm	876x272x365	876x272x365	1050x397x301	1185x428x331
Net/gross weight		kg	8,1/10,3	8,6/10,8	11,6/14,4	15,4/18,9
Outdoor Unit						
Power supply		Ph/V/Hz	1/220-240/50	1/220-240/50	1/220-240/50	1/220-240/50
Power cable		N x mm2	3x1,0	3x1,0	3 x 2,5	3 x 2,5
Interconnection cable		N x mm2	4x1,0	4x1,0	4 x 1,0	4 x 1,0
Sound power	H	dB	62	65	65	70
Sound pressure	H	dB(A)	49	51	55	57
Running current cooling/heating	Max	A	4,81/6,31	4,82/6,95	10,0/12,3	13,2/14,5
Starting current cooling/heating	Max	A	1,5/1,5	1,5/1,5	2,0/2,0	2,0/2,0
Net dimensions	WxDxH	mm	700x245x544	800x280x553	820x306x642	890x340x705
Packaging dimensions	WxDxH	mm	819x320x592	902x375x614	940x390x697	1046x460x780
Net/gross weight		kg	24,6/27	28,5/31,4	37,8/40,5	43,0/47,0
Compressor type			Rotary Inverter	Rotary Inverter	Twin rotary inverter	Twin rotary inverter
Installation data						
Refrigerant			R32	R32	R32	R32
Liquid pipe	Ø	mm (inch)	6,35 (1/4)	6,35 (1/4)	6,35 (1/4)	6,35 (1/4)
Gas pipe	Ø	mm (inch)	9,52 (3/8)	9,52 (3/8)	12,7 (1/2)	15,88 (5/8)
Standard pipe length without refrigerant charge		m	5	5	7	7
Maximum pipe length		m	20	20	25	25
Maximum IU - OU elevation		m	10	10	15	15
Refrigerant charge in the factory		kg	0,58	0,65	1,1	1,35
Refrigerant charge in the factory		TCO2eq	0,39	0,44	0,74	0,91
Additional ref, charge over std length		g/m	20	20	20	20
Operating limits - COOLING (in/out)	min-max	°C	21-35/-20-43			
Operating limits - HEATING (in/out)	min-max	°C	10-27/-20-24			

The data in this catalogue is purely indicative as the data may vary. Please be advised to check the accuracy of the data with the supplier before purchasing products.